


Miniature PCB Relay RE

1 pole 6 A



- 1N/O contact
- Sensitive coil 200 mW
- 4 kV coil-contact
- Optimized height 10,6 mm
- PCB area 200 mm²
- Immersion proof

Applications
PLC's, timers, temperature control, I / O cards



Technical data of approved types on request

Contact data

Configuration	1 N/O contact
Type of contact	single contact
Rated current	6 A
Rated voltage / max. breaking voltage	250 Vac / 440 Vac
Rated breaking capacity	1500 VA
Make current (max. 4 s at duty cycle 10%)	15 A
Contact material	AgCdO, AgNi 0.15 gold plated

Contact life

Type	Load	Operations	Standard
RE 030	2 A, 400 Vac, AC 11	2x10 ⁵	VDE 0660
RE 030	2 A, 250 Vac, AC 11	4x10 ⁵	VDE 0660
RE 030	0.33 A, 250 Vac, AC 11	5x10 ⁶	VDE 0660
RE 030	1/8hp, 120 Vac	3x10 ⁴	UL 508
RE 030	1/4hp, 240 Vac	3x10 ⁴	UL 508
RE 030	B 300		UL 508
RE 030	6 A, 30 Vdc, resistive	5x10 ⁵	
RE 030	0.3 A, 50 Vdc, L/R=40 ms	3x10 ⁶	

Coil data

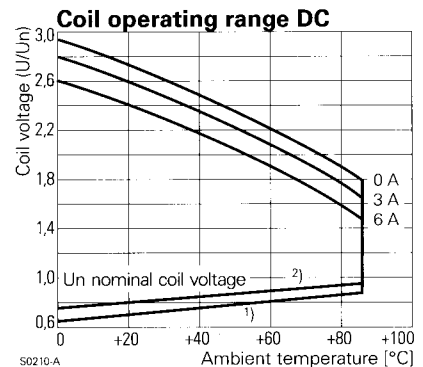
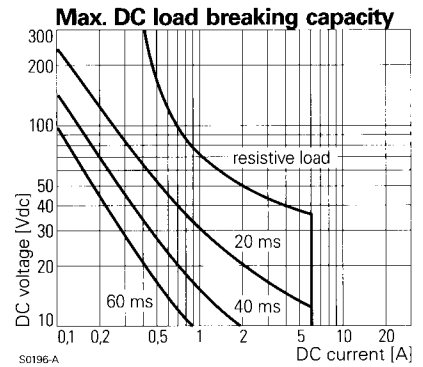
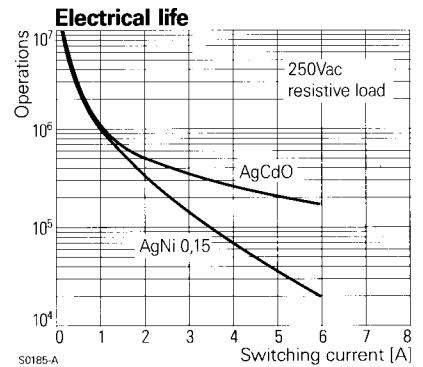
Nominal voltage	5..48 Vdc
Nominal coil power	200 mW
Operate category	2 / b

Coil versions, DC-coil

Coil code	Nominal voltage Vdc	Pull-in voltage Vdc	Release voltage Vdc	Maximum voltage Vdc	Coil resistance Ω	Coil current mA
005	5	3.5	0.5	13.5	125±10%	40.0
006	6	4.2	0.6	16.2	180±10%	33.3
012	12	8.4	1.2	32.4	720±10%	16.7
024	24	16.8	2.4	64.8	2880±15%	8.3
048	48	33.6	4.8	129.6	11520±15%	4.2

All figures are given for coil without preenergization, at ambient temperature +20°C, single mounting

Other coil voltages on request



Miniature PCB Relay RE

1 pole 6 A

Insulation

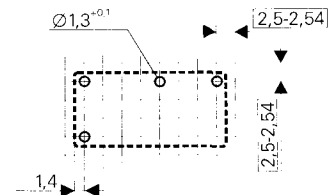
Dielectric strength	coil-contacts	4000 V _{rms}
	open contact circuit	1000 V _{rms}
Clearance / creepage		≥ 4 / 4 mm
Insulation to VDE 0110b (2/79)		
Insulation category / reference voltage		C / 250, B / 400

Other data

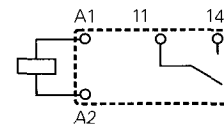
Flammability class UL	V-0	
Ambient temperature	-40...+70 °C, -40...+85 °C at 4 A	
Mechanical life	> 30x10 ⁶ operations	
Max. switching rate at rated- / minimum load	6 min ⁻¹ / 1200 min ⁻¹	
Operate- / release time	typ. 5 / 1 ms	
Bounce time	typ. 1 ms	
Vibration resistance	open contact:	10 g
	closed contact:	20 g
Shock resistance (destruction)	100 g	
Protection category	IP 67	
Relay weight	5 g	
Packaging unit	25 / 500 pcs.	

PCB layout / terminal assignment

View on solder pins
Dimensions in mm



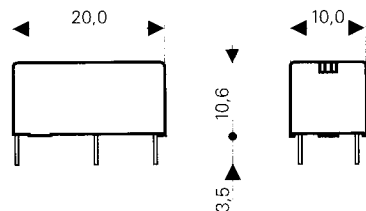
S0176 BH



S0176 BH

Dimensions

Dimensions in mm



S0271 A11

Ordering key



Type	
Version	0 washable
Contacts	3 1 N/O contact
Contact material	0 AgCdO 2 AgNi 0,15 gold plated
Coil	Coil code: please refer to coil versions table