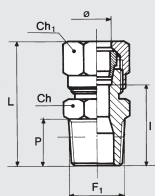


RACCORDS SÉRIE B

- Corps: Laiton OT58
- Pression maximum 870 psi, 6000 KPa ou 60 bar
- Raccords DIN 2353

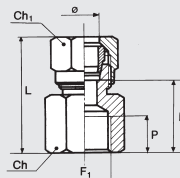


B1 - PIQUAGE DROIT MALE CONIQUE



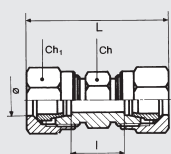
| Code | Ref. | Ø | F1 | Ch | Ch1 | P | L | I |
|---------|------|-------|-----|----|-----|------|------|------|
| 2201001 | B1 | 4/2 | 1/8 | 10 | 10 | 8.0 | 27.5 | 16.0 |
| 2201002 | B1 | 6/4 | 1/8 | 12 | 12 | 8.0 | 28.0 | 14.5 |
| 2201003 | B1 | 6/4 | 1/4 | 14 | 12 | 11.0 | 31.0 | 17.5 |
| 2201004 | B1 | 8/6 | 1/8 | 12 | 14 | 8.0 | 30.0 | 16.5 |
| 2201005 | B1 | 8/6 | 1/4 | 14 | 14 | 11.0 | 33.0 | 19.5 |
| 2201006 | B1 | 8/6 | 3/8 | 17 | 14 | 11.5 | 33.5 | 20.0 |
| 2201007 | B1 | 10/8 | 1/4 | 17 | 19 | 11.0 | 38.5 | 20.0 |
| 2201008 | B1 | 10/8 | 3/8 | 17 | 19 | 11.5 | 39.0 | 20.5 |
| 2201009 | B1 | 10/8 | 1/2 | 22 | 19 | 14.0 | 42.5 | 24.0 |
| 2201010 | B1 | 12/10 | 3/8 | 19 | 22 | 11.5 | 38.5 | 20.5 |
| 2201011 | B1 | 12/10 | 1/2 | 22 | 22 | 14.0 | 42.0 | 24.0 |
| 2201012 | B1 | 15/12 | 1/2 | 22 | 27 | 14.0 | 43.5 | 25.0 |

B2 - PIQUAGE DROIT FEMELLE



| Code | Ref. | Ø | F1 | Ch | Ch1 | P | L | I |
|---------|------|------|-----|----|-----|----|------|------|
| 2202001 | B2 | 6/4 | 1/8 | 14 | 12 | 7 | 28.5 | 15.0 |
| 2202002 | B2 | 6/4 | 1/4 | 17 | 12 | 8 | 31.5 | 18.0 |
| 2202003 | B2 | 8/6 | 1/8 | 14 | 14 | 7 | 29.5 | 16.0 |
| 2202004 | B2 | 8/6 | 1/4 | 17 | 14 | 8 | 32.0 | 18.5 |
| 2202005 | B2 | 8/6 | 3/8 | 22 | 14 | 10 | 36.0 | 22.5 |
| 2202006 | B2 | 10/8 | 1/4 | 17 | 19 | 8 | 37.5 | 19.0 |
| 2202007 | B2 | 10/8 | 3/8 | 22 | 19 | 10 | 41.0 | 22.5 |

B3 - UNION DOUBLE



| Code | Ref. | Ø | Ch | Ch1 | L | I |
|---------|------|-------|----|-----|----|------|
| 2203001 | B3 | 4/2 | 10 | 10 | 35 | 12.0 |
| 2203002 | B3 | 6/4 | 12 | 12 | 36 | 9.0 |
| 2203003 | B3 | 8/6 | 14 | 14 | 39 | 12.0 |
| 2203004 | B3 | 10/8 | 17 | 19 | 50 | 13.0 |
| 2203005 | B3 | 12/10 | 19 | 22 | 50 | 14.0 |
| 2203006 | B3 | 15/12 | 24 | 27 | 53 | 16.0 |